

# Statistics of ICT/FP7 Call 1

---

Greek Delegation

Pavlidou Niovi

[niovi@auth.gr](mailto:niovi@auth.gr)



# 1<sup>st</sup> Invitation for Proposal Submission ICT/FP7

---

- Call Announcement: 22 Dec. 2006
- Deadline: 8 May 2007
- Budget: 1,019,000 KEuro



# 1<sup>st</sup> Invitation for Proposal Submission ICT/FP7

Summarizing info about submitted proposals (1)

---

- Total Number of Submitted Proposals: 1,836
- Proposals with Greek Coordinators: 135
- Proposals with Greek Participation: 658
- Total Number of Partners: 17,366
- Total Number of Greek Partners: 1,134



# 1<sup>st</sup> Invitation for Proposal Submission ICT/FP7

Summarizing info about submitted proposals (2)

---

- Total number of proposals: 1,836
- Funding requested from the EC: 6,888,607 KEuro
- Proposals with Greek participation: 658
- Funding requested from the EC by Greek partners: 386,584 KEuro



# 1<sup>st</sup> Invitation for Proposal Submission ICT/FP7

## Summarizing info about accepted proposals (1)

---

- Accepted proposals: 318
- Proposals assessed to be compliant with all the criteria: 824 (45% of the total number of submitted proposals)
- Accepted proposals with Greek participation: 85
- Aggregate funding of accepted proposals: 1,194,000 KEuro
- Aggregate funding of accepted proposals with Greek participation: 53.246 KEuro (4.46% of the aggregate funding)

# 1<sup>st</sup> Invitation for Proposal Submission ICT/FP7

## Summarizing info about accepted proposals (2)


<i>Country</i>	<i>Rec. Funding (K€)</i>	<i>Share</i>		<i>Country</i>	<i>Rec. Funding (K€)</i>	<i>Share</i>
▪Austria	46.456	4.18%		▪Lithuania	306	0.03%
▪Belgium	54.221	4.88%		▪Latvia	161	0.01%
▪Bulgaria	2.019	0.18%		▪Luxembourg	1.895	0.17%
▪Cyprus	3.171	0.29%		▪Malta	502	0.05%
▪Czech Republic	9.214	0.83%		▪Netherlands	70.793	6.37%
▪Denmark	13.534	1.22%		▪Poland	8.58	0.77%
▪Estonia	1.269	0.11%		▪Portugal	18.021	1.62%
▪Finland	36.66	3.30%		▪Romania	4.367	0.39%
▪France	129.894	11.68%		▪Slovakia	2.926	0.26%
▪Germany	253.283	22.78%		▪Slovenia	6.593	0.59%
▪Greece	53.246	4.79%		▪Spain	74.444	6.69%
▪Hungary	8.679	0.78%		▪Sweden	45.314	4.08%
▪Ireland	15.342	1.38%		▪United Kingdom	141.993	12.77%
▪Italy	109.088	9.81%				
<b>Total:</b>	<b>1.111.970.000</b>	<b>100%</b>				

# 1<sup>st</sup> Invitation for Proposal

## Submission ICT/FP7


### Metrics of Greek Participation Success

---

- 
- Funding requested by Greek organizations:  
386,584 KEuro
  - Funding granted to Greek organizations:  
53,246 KEuro
  - Percentage of success regarding the  
“granted”/“requested” funding concerning  
the Greek organizations: 13.8%

# 1<sup>st</sup> Invitation for Proposal Submission ICT/FP7

Summarizing info about the accepted proposals with  
regard to their field of interest



<i>Objective</i>	<i>Projects</i>
Network of the future	46
Service & SW architectures, infrastructures and engineering	27
Networked enterprise	10
Secure, dependable and trusted infrastructures	24
Networked Media	20
Cognitive systems, interaction, robotics	26
Next generation nanoelectronics components and electronics integration	20
Organic and large-area electronics, visualisation and display systems	20
Embedded systems design	15
Computing systems	9
Digital libraries and technology-enhanced learning	12
Intelligent content & semantics	15
Personal health systems for monitoring and point-of-care	9
Risk assessment and patient safety	9
Intelligent vehicles and mobility services	14
ICT & ageing	10
FET proactive 1 - Nano-scale devices	9
FET proactive 2 - Pervasive adaptation	7
FET proactive 3 - Bio-ICT convergence	7
International cooperation	9
	<b>318</b>

# 1<sup>st</sup> Invitation for Proposal Submission ICT/FP7



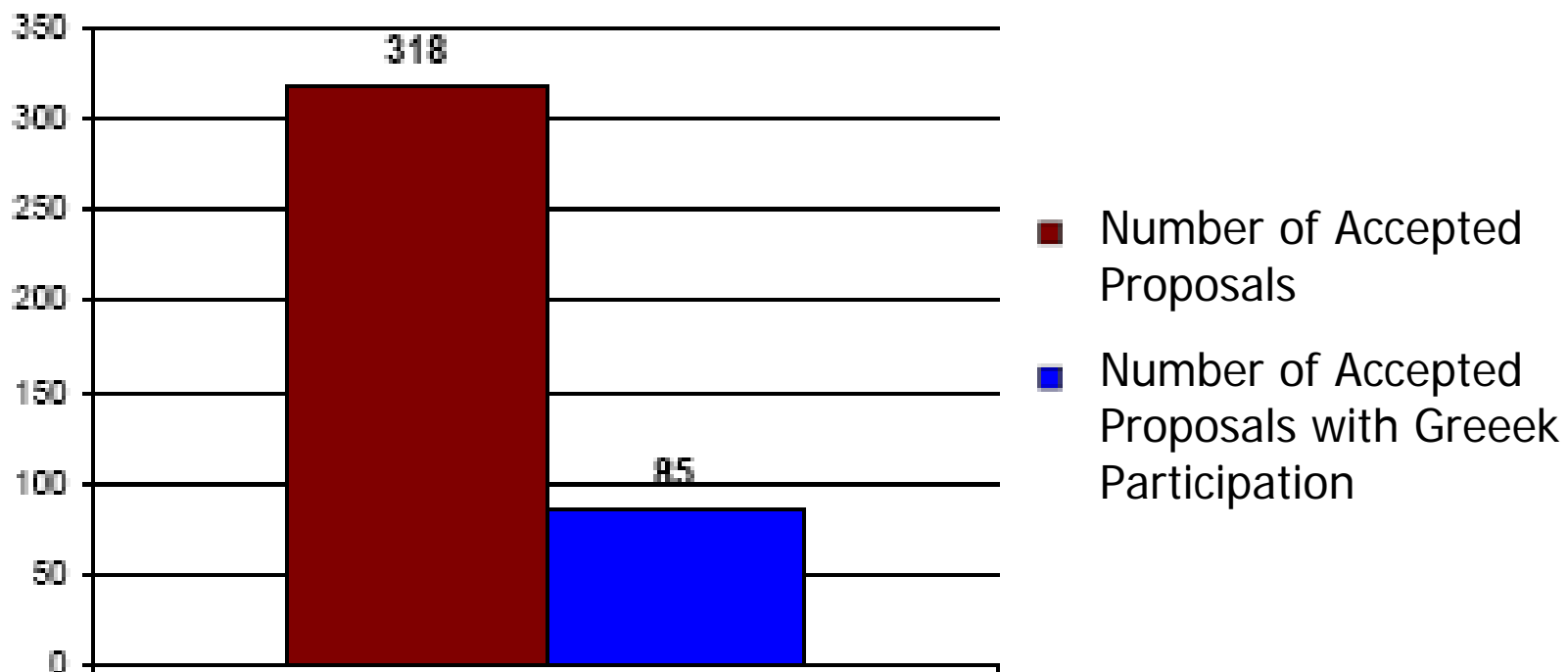
Metrics of Greek Participation Success in comparison with  
the whole of Accepted Proposals

---

- Accepted proposals during the 1<sup>st</sup> call for proposal submission: 318
- Accepted proposals with Greek participation: 85
- Percentage of Greek participation regarding the accepted proposals: 27%
- Percentage of acceptance for proposals with Greek participation: 13%

# 1<sup>st</sup> Invitation for Proposal Submission ICT/FP7

Metrics of Greek Participation Success in comparison with  
the whole of Accepted Proposals



# 1<sup>st</sup> Invitation for Proposal Submission ICT/FP7



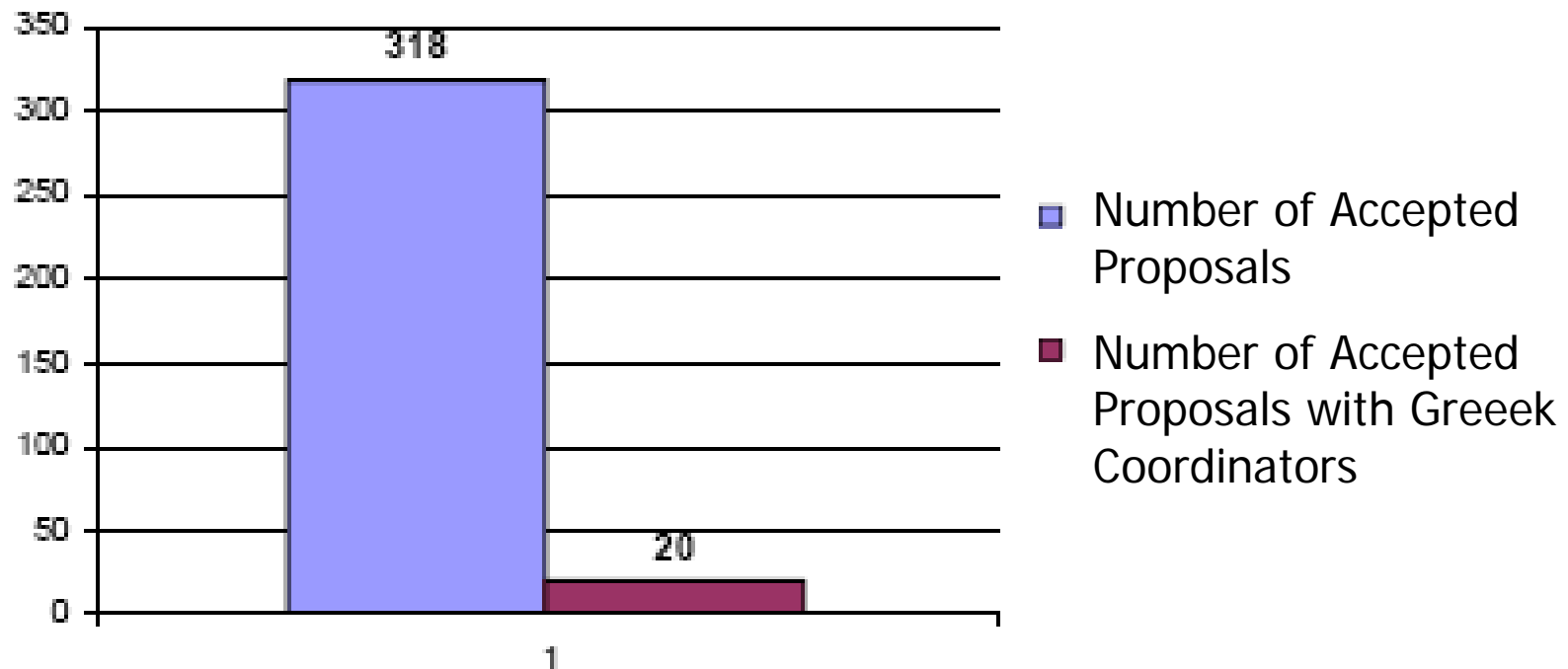
Metrics of Success of Proposals with Greek Coordinators in  
comparison with the whole of Accepted Proposals

---

- Accepted proposals with Greek coordinator: 20
- Percentage of accepted proposals with Greek coordinator in comparison with the total number of submitted proposals: 6%
- Percentage of accepted proposals with Greek coordinator in comparison with the total number of submitted proposals with Greek coordinator: 14,1%


# 1<sup>st</sup> Invitation for Proposal Submission ICT/FP7

Metrics of Success of Proposals with Greek Coordinators in  
comparison with the whole of Accepted Proposals



# 1<sup>st</sup> Invitation for Proposal Submission ICT/FP7

Greek Participation Distribution  
among all the Project Types (1)

- 
- Number of Greek organizations participating in the 85 accepted proposals with Greek participation: 140

- Collaborative Res. Projects (small + medium scale): 74
- Collaborative Res. Projects/IP: 48
- Coll. Projects-SICA: 1
- CSA-CA (Coordination Actions): 2
- CSA-SA (Support Actions): 3
- NoEs: 12

# 1<sup>st</sup> Invitation for Proposal Submission ICT/FP7

## Greek Participation Distribution among all the Project Types (2)

Distribution of the accepted proposals with Greek participation  
among all the Project Types (2)

